



OTIF

**PRESTIGE LINE 2.0**

---

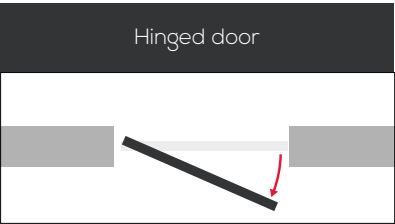
**THE UNIQUE BEAUTY OF STEEL AND GLASS**

DESIGN YOUR SPACE

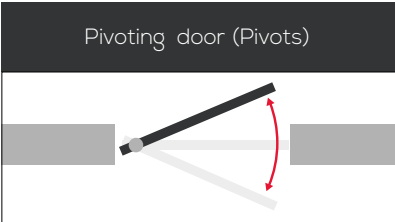
Our OTIF brand was created out of passion for the beauty hidden in steel and glass and the belief that everyone deserves the highest quality of the product. Bearing in mind the importance of details, we make sure that the solutions we provide every day for use in your homes, offices and apartments, are made with the highest . Two professional production facilities with the most modern machinery, our own powder paint shop and glass processing together with a team of excellent specialists, guarantee the best quality of products.

We present you the Prestige line 2.0, which is a synonym of elegance and timelessness. Slenderness and delicacy of Prestige 2.0 profiles allows you to maintain easy access to daylight in all the rooms. Among all the solutions we offer one can find more loft-style designs, as well as more minimalistic or referring to the classic style. The vast range of possibilities included in the Prestige line 2.0 allows you to creatively design your own space in a beautiful way and functional at the same time.

DISCOVER OUR SOLUTIONS



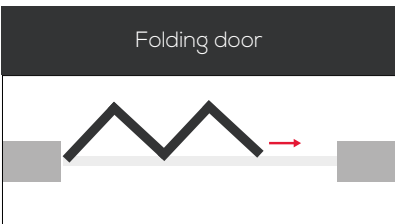
- HINGED DOOR**
- available in single or double leaf version
  - possibility of adding side and upper panels




- PIVOTING DOOR (PIVOTS)**
- available in single or double leaf version
  - possibility of adding side and upper fixed elements



- SLIDING DOOR**
- available in single or double leaf version
  - possibility of adding side and upper fixed elements

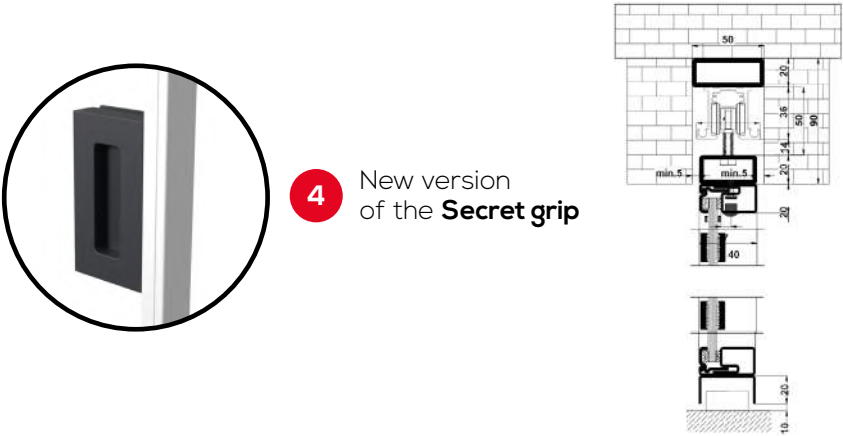


- FOLDING DOOR**
- max. 8 leaves on one side
  - possibility of adding side and upper fixed elements



- FIXED PANELS (WALLS/FIXES)**
- can be combined with a door or constitute a separate element

NEW SOLUTIONS IN OTIF



\* The construction for the 'pocket door' type walls must be made by the customer themselves. **Pocket standard** does not include this construction. For further informations, please contact our customer service.





## HINGED DOOR

- a slender, elegant door frame with a black gasket
- adjustable hinges, welded to the leaf frame and door frame
- the leaf can be opened to one side only
- doors in the double-leaf option consist of the active leaf and passive leaf – the passive leaf is equipped with two bolts (upper and lower) in a black housing and a rebate with a black gasket

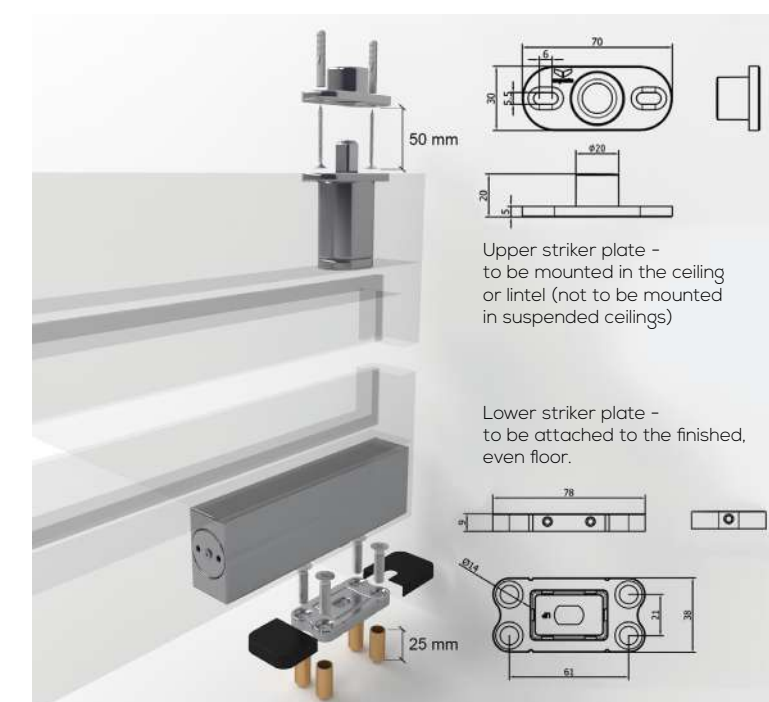


## PIVOTING DOOR (PIVOTS)

- frameless doors
- hinges with adjustable closing speed
- the door leaf can be opened in both directions
- the upper and lower profile of the door frame is higher than that of the regular hinged doors
- the handle cannot be installed



### Installation of the ARGENTA pivot hinge



Cross-section of the hinge for the pivoting doors (Argenta pivot)



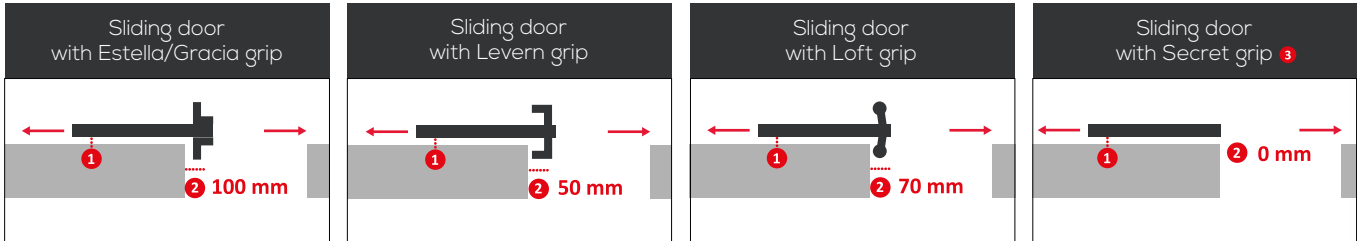
# SLIDING DOOR

- STANDARD: rail with a steel blende, wall or ceiling mounting
- LOFT: rail with visible decorative wheels, wall mounting
- the leaves are equipped with a silent stop

## STANDARD SYSTEM



## LOFT SYSTEM\*

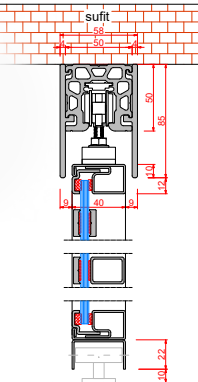


- 1 +/- 5 mm - the distance between the door and the door leaf (applies to the Standard System), as for the Loft System, this distance is 17 mm.  
2 the value reducing the width of the passage (it results from the construction and fixing of the grip)  
3 passage width is available for STANDARD System

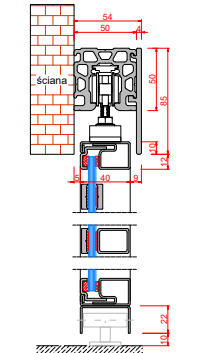
Changes in rail dimensions  
in the STANDARD System



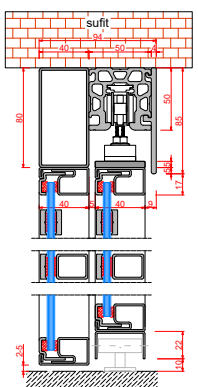
Floor stabiliser  
for sliding doors



Installation  
to the ceiling  
(Standard System)




Installation  
to the wall/lintel  
(Standard System)



Installation to the ceiling  
(Standard System -  
sash+fix)

# FOLDING DOOR

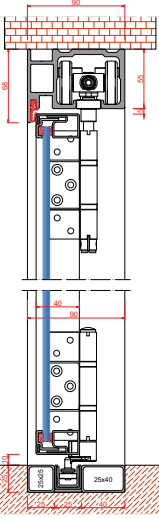
- fixed to the rail in the ceiling and in the floor
- cannot be installed without a floor rail
- max. 8 leaves on one side



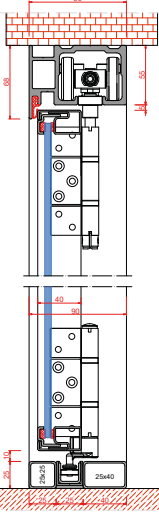
## FIXED PANELS (WALLS/FIXES)

- no door frame
- made of the sash frame profile
- possibility of joining the panels together

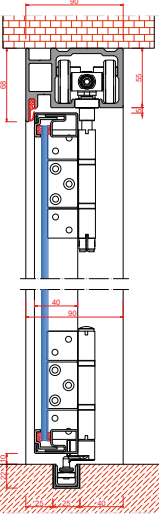
Changes in folding door



Vertical section  
(bottom rail recessed  
into the floor)

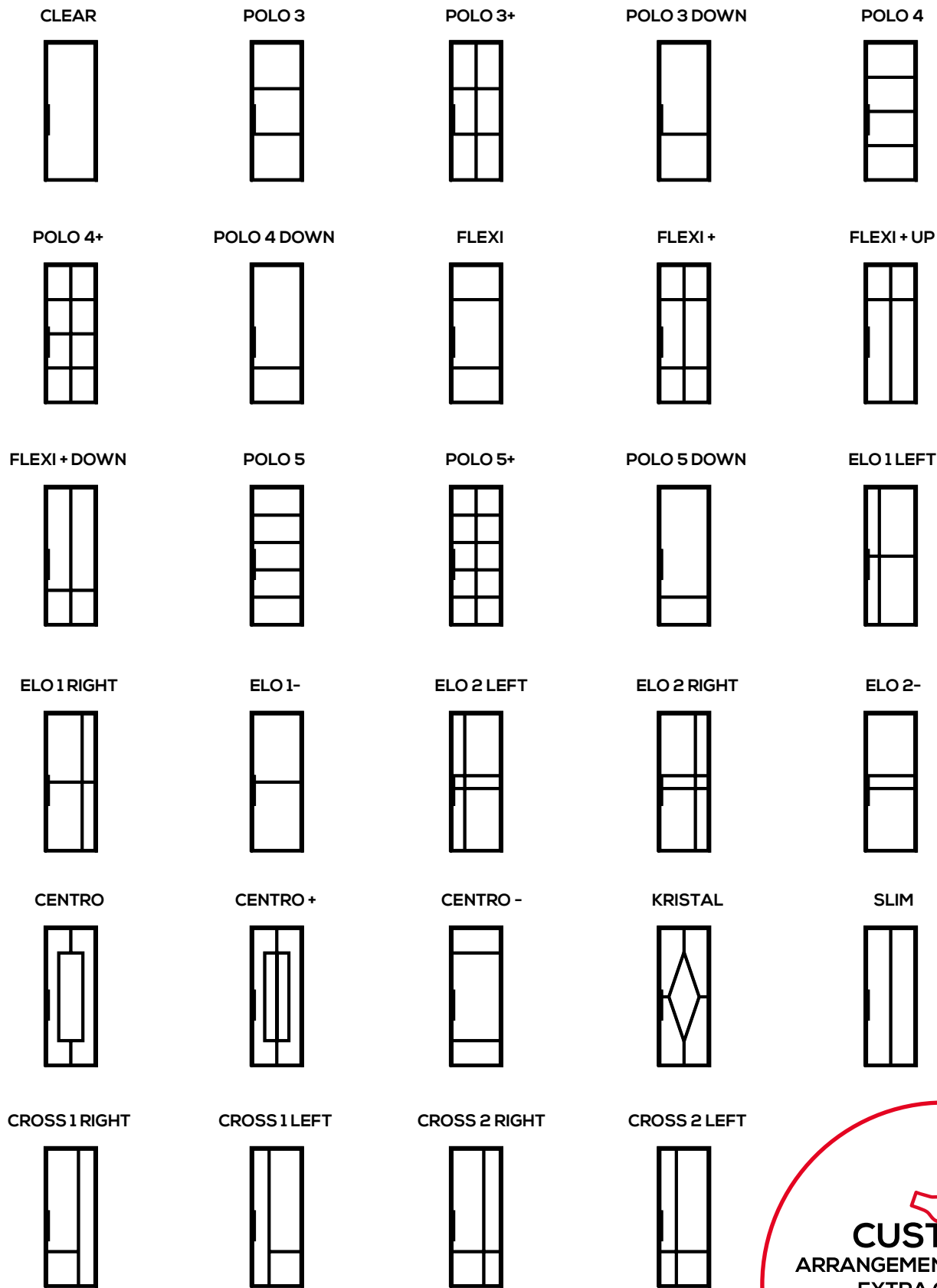


Vertical section  
(bottom rail on the floor)



Self-contained  
bottom guide  
(located in the floor)

STANDARD ARRANGEMENTS OF BARS



**CUSTOM**  
ARRANGEMENTS OF BARS  
- EXTRA CHARGE

TYPES OF DOOR HANDLES / GRIPS




**Note!** Grips always come in the same color as the frame. Grips and handles are double-sided.




TYPES OF GLASS

Standardly for our glazing, we use 6mm laminated safety glass (VSG), in two variants: transparent or milky. Our offer includes a wide range of other types of glass and mirrors that will perfectly match your dream door. Should you need a type of glass not included below, simply ask about it. We can arrange it for you!




INCLUDED IN THE PRICE

clear/transparent




INCLUDED IN THE PRICE

milky




EXTRA CHARGE

white satin




EXTRA CHARGE

brown




EXTRA CHARGE

dark grey satin




EXTRA CHARGE

flutes




EXTRA CHARGE

visiosun




EXTRA CHARGE

image screen




EXTRA CHARGE

listral d




EXTRA CHARGE

cathedral max




EXTRA CHARGE

black



EXTRA CHARGE

parsol ultra grey




EXTRA CHARGE

grey


COLOURS OF FRAMES

Black, white or maybe your favourite one? Products of the Prestige line 2.0 are painted with the top quality of powder coating used in façade production. The coating is applied using the powder painting method, which provides a hard and durable structure. Apart from the colour base chosen by architects, we can also select a colour from, the international RAL palette.




INCLUDED IN THE PRICE

**Black**  
RAL 9005 (Jet black)




INCLUDED IN THE PRICE

**White**  
RAL 9003 (Signal white)



INCLUDED IN THE PRICE

**Charcoal**  
RAL 7021 (Black grey)

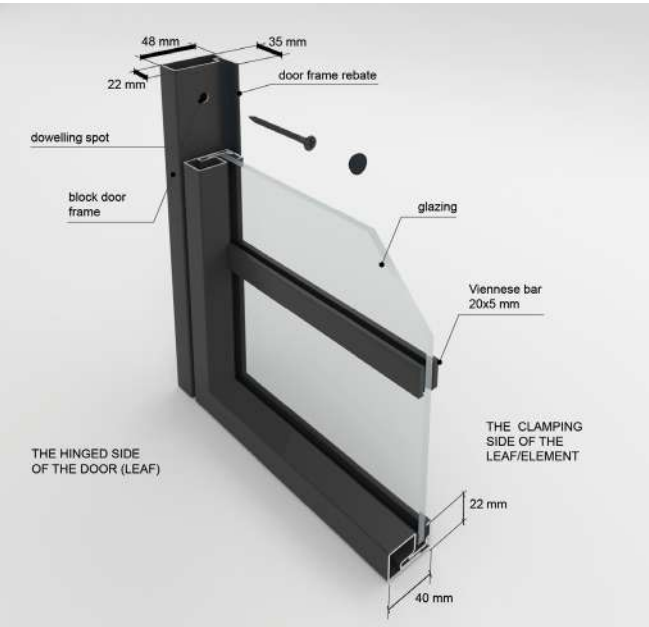


EXTRA CHARGE

**Other colour for RAL palette**  
upon request

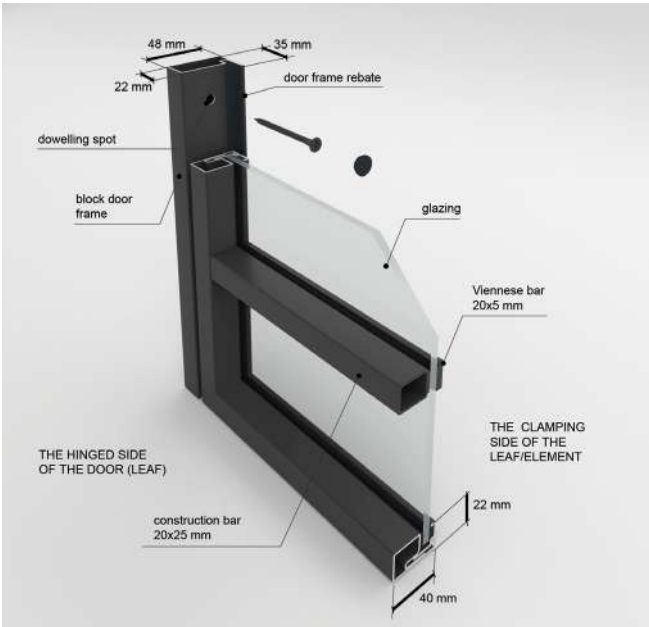
PRESTIGE 2.0 – TYPES OF BARS

The cross-section of the frame and door leaf with a Viennese bar



The basic type is a Viennese bar with a cross-section of 5x20mm.


The cross-section of the frame and door leaf with a construction bar



For large glazing sizes or on special request, the hinge side can be fitted with a construction bar with dimensions of 20x25 mm.

PRESTIGE 2.0 – INSTALLATION GUIDELINES

The installation of the hinged door frame



- assembly should be performed on the ready, target floor
- the mounting hole must be even in height and width
- it is advised to check whether the mounting recess has all the right angles
- the use of mounting foam is not recommended
- it is necessary to dowel the frame
- the optimal place for mounting hinged doors and pivots is the axis of the wall
- due to the heavy weight of the construction (approx. 30-33 kg / m2) doors must be only fitted with solid materials
- all elements of the construction must always be transported by two persons, faulty handling may result in damage to the construction

# OTIF SOLUTIONS ARE AN INSPIRATION



Visit us on social media.  
**GET INSPIRED.**



# OTIF

OTIF UK, [sales@otif.uk](mailto:sales@otif.uk), 0800 0352282, [www.otif.uk](http://www.otif.uk)

2025, v.1 UK