

Contemporary Collection

Transform your living space with premium aluminium window and door systems



Sliding Doors | Bifolds | Windows & Doors

Together for better

www.reynaers.co.uk



Harmony between inner and outer spaces

Be reassured with Reynaers

With an enviable reputation for superior product quality and more than 60 years' industry experience, you can rest assured that Reynaers has a longstanding tradition in providing high-performance glazing solutions for a host of residential and commercial applications – not just in the UK, but in more than 70 countries around the world.


Whether building a new home, extending, or upgrading your windows and doors, our precision-crafted contemporary aluminium windows and doors combine sleek design with superior performance to elevate the ordinary into the spectacular.

As an environmentally responsible business, sustainability is central to everything we do. That's why we've pledged to halving emissions by 2030 and design energy-efficient glazing solutions that support low-carbon living. We're also proud our targets are officially recognised by the Science Based Targets initiative (SBTi), outlining our commitment to reduce our carbon emissions.

Engineered without compromise, Reynaers aluminium window and door systems have been specified time and again by the world's leading architects and construction companies, for some of the most iconic building projects.

Our network of carefully selected retail partners will guide you through your home transformation process, from the initial design and specification stages through to the supply and installation of your bespoke aluminium window and door systems.

When only the best will do, trust Reynaers to deliver.



The smart choice: Aluminium's performance advantage

Aluminium windows and doors offer homeowners a clear performance advantage over conventional materials. With enhanced levels of thermal efficiency, security and weather resistance, aluminium window and door systems deliver the perfect blend of elegance, sustainability, and strength.

With rising energy costs and growing environmental awareness, choosing aluminium is not just a style decision - it's also a smart investment in your home's future, offering exceptional thermal insulation and long-term energy efficiency.

Aluminium windows and doors combine sleek, slimline frames with exceptional structural strength, enabling a more expansive glass area with minimal visible framing. This ensures uninterrupted views, more natural light, and a cleaner, more sophisticated aesthetic.

Aluminium windows and doors are also available in a wide range of contemporary and classic colour choices, and finishes, to complement a range of architectural styles.



The benefits of aluminium

Architect: CULD en Inbo
Fabricator: Hermeta Gevelbouw

Energy-efficient by design



Industry-leading thermal insulation helps reduce heat loss and lower energy bills, keeping your home comfortable year-round.

Built to last



Aluminium is exceptionally strong and resistant to warping, corrosion, and UV damage, ensuring long-term performance and aesthetic appeal.

Sustainably superior



Aluminium is 100% recyclable, making it one of the most environmentally responsible choices available.

Maximises natural light



Slimline aluminium frames allow for larger panes of glass, flooding your home with light and creating a sense of space.

Enhanced home security



The strength of aluminium improves home security, with many Reynaers systems certified to PAS 24 or Secured by Design standards.

Tailored to your taste



Choose from a wide range of contemporary or classic colours and finishes to complement any architectural style.



ConceptPatio 130

Effortless elegance. Sleek, modern design.
Engineered for excellence.

Designed for discerning homeowners, this premium aluminium sliding door solution combines smooth, quiet operation with striking architectural impact.

Its slim mid-section maximises glass area for uninterrupted views and brighter living spaces, while outstanding thermal insulation ensures year-round comfort and energy efficiency.

Choose from standard or lift-and-slide options- including the breathtaking open corner design that removes fixed posts to truly blur the lines between inside and out.

With window panels up to 2.7m in height, the ConceptPatio 130 delivers impressive scale without compromise.

Enhanced security, weather resistance, and the option to integrate discreet ventilation make it a sound investment in modern living.

Product highlights

- Slim, elegant design
- Minimal sightlines maximise glass and light, enhancing views and space
- Smooth, effortless operation
- Available in slide or lift-and-slide variants
- Open-corner option for stunning, panoramic views
- Safe and secure with 'Secured by Design' accreditation and 'PAS 24' certification
- Uw-value as low as 1.4W/m²K
- Can achieve Door Energy Rating band 'C'



Architect: Arché-Ligno Architecten & Werner Roelants



Architect: Arché-Ligno Architecten & Werner Roelants

DESIGN VARIANTS | MONORAIL OUTSIDE GLAZED | MONORAIL INSIDE GLAZED | 2-RAIL | 3-RAIL | L&S | OPEN CORNER | SLIDER

Comfort



Air tightness:
Windows: Class 4 (600Pa)



Water tightness
Class E750 (750Pa)



Wind load resistance
Class B5 (2000Pa)



Acoustic performance
Rw(C;Ctr) = 39(-1;-3) dB

Safety



Burglar resistance
PAS 24

Energy



Door Energy Rating
Can achieve band 'C'



Thermal insulation
Achieves U-values as low as 1.4W/m²k

Sliding Doors



A premium,
high-performance
sliding door system



Slim sightlines,
deliver stunning
views



Spectacular
open-corner
option

Scan for more
information





Sliding Doors



Ultra-slim
frame sizes



Maximum heights
up to 3.7m



Outstanding
thermal insulation,
weather resistance,
noise reduction and
security

Scan for more
information



MasterPatio

Where minimalist design meets advanced performance

MasterPatio represents the next generation in luxury sliding door systems. Its slim aluminium profiles and industry-leading sizes create stunning glazed features with uninterrupted views and a seamless connection to the outdoors

The sleek design will also suit any traditional or modern property, leaving a long-lasting impression on your guests.





With superior thermal insulation and the use of recycled components, MasterPatio offers outstanding energy efficiency without compromising on sustainability.




Its patented glass supports also ensure smooth, effortless operation - delivering not just elegance, but improved practicality for everyday use

Product highlights

- Offers the very latest in contemporary design with an ultra-slim frame
- Exceptional performance in respect to thermal insulation, weather resistance, noise reduction and security protection
- Industry leading maximum sizes
- Extensive range of opening types
- Double- and triple-glazed options
- Safe and secure with 'PAS 24' certification
- Can achieve Door Energy Rating band 'B'
- Uw-value as low as 0.8W/m2K

DESIGN VARIANTS | 2-RAIL | 3-RAIL | INSIDE GLAZED | OUTSIDE GLAZED | OPEN CORNER | LIFT & SLIDE | INLINE SLIDER

| Comfort | |
|---|--|
|  | Air tightness: Class 4 (600Pa) |
|  | Water tightness Class E1200 (1200Pa) |
|  | Wind load resistance Class C5 (2000Pa) |
|  | Acoustic performance Rw(C;Ctr) = 44 (-1;-4) dB |

| Safety | |
|---|---|
|  | Burglar resistance PAS 24 |
| Energy | |
|  | Door Energy Rating Can achieve band 'B' |
|  | Thermal insulation Achieves U-values as low as 0.8W/m2k |



HiFinity

Ultra-contemporary aesthetics, matched with superior performance





The HiFinity sliding door system sets a new benchmark in excellence, combining cutting-edge design with exceptional performance for the most discerning homeowners

HiFinity’s sleek, ultra-slim aluminium profiles and wall-integrated design create a seamless floor-to-ceiling glazed feature - blurring the line between indoors and out, and unlocking panoramic views to create a true sense of space.

Elegantly suited to both modern and traditional style homes, HiFinity sliding doors leave a lasting impression of minimalist sophistication and architectural refinement. HiFinity sliding doors also offer excellent levels of thermal insulation, weather resistance, noise reduction and security.


Automatic locking comes as standard, with a fully automated option that lets you open and close the doors at the push of a button.

DESIGN VARIANTS | 2-RAIL | 3-RAIL | OPEN CORNER


| Comfort | |
|---|--|
|  | Air tightness: Class 4 (600Pa) |
|  | Water tightness Class E750 (750Pa) |
|  | Wind load resistance Class C5 (2000Pa) |
|  | Acoustic performance Rw(C;Ctr) = 46 (-1;-3) dB |


| Product highlights |
|--|
| <ul style="list-style-type: none">• Offers the very latest in contemporary design with an ultra-slim frame• Outstanding performance in thermal insulation, weather resistance, noise reduction and security protection• Corner solution possible• Industry leading maximum sizes• Extensive range of opening types• Double- and triple-glazed options• Uw-value as low as 0.8W/m2K |

Safety

**Burglar resistance**
PAS 24

Energy

**Door Energy Rating**
No official calculations available

**Thermal insulation**
Achieves U-values as low as 0.8W/m2k



Sliding Doors



Fully automated
opening/closing
option



Maximum heights
up to 4.0m



Outstanding
thermal insulation,
weather resistance,
noise reduction and
security

Scan for more
information



Photographer: Hufton+Crow



Photographer: Ioanna Merinescu

Bifold Doors



Stylish,
contemporary
design



Wide choice of
configurations
and options



High-security
protection with
'Secured by Design'
accreditation
and 'PAS 24'
certification

Scan for more
information



Photographer: Ioanna Merinescu



ConceptFolding 68

Elegant and versatile for modern, adaptable living spaces

Designed to create seamless transitions between indoor and outdoor living, the ConceptFolding 68 features slim aluminium profiles and expansive glazed panels that flood your home with natural light.

Open wide to extend your living space into the garden, or close to enjoy uninterrupted views - this beautifully engineered bifold door system blends style with everyday luxury.

Engineered for smooth operation and outstanding thermal performance, the ConceptFolding 68 bifold system delivers both aesthetic impact and year-round efficiency.

Its sleek design conceals robust security features and offers a wide range of configurations to suit contemporary or classic architectural styles.

Product highlights

- Stylish, high-quality proven design
- Available with 2 to 7 door leave configurations
- Available with 4 threshold options
- Smooth, trouble-free operation
- Inward or outward opening options
- Safe and secure with 'Secured by Design' accreditation and 'PAS 24' certification
- Can achieve Door Energy Rating band 'C'
- U-value as low as 1.4W/m2K



Architect: AD Robertson & Associates

DESIGN VARIANTS | FUNCTIONAL

Comfort



Air tightness:
Class 4 (600Pa)



Water tightness
Class 9A (600Pa)



Wind load resistance
Class B3 (1200Pa)



Acoustic performance
Rw(C;Ctr) = 40 (-2;-4) dB

Safety



Burglar resistance
PAS 24

Energy



Door Energy Rating
Can achieve band 'C'



Thermal insulation
Achieves U-values as low as 1.4W/m2k

ConceptSystem 77

Precision-crafted for style, strength and enduring performance

Stylish, secure, and superbly engineered, the ConceptSystem 77 is a great all-round performer in terms of thermal insulation, weather resistance and security.

The ConceptSystem 77 incorporates a comprehensive range of inward- and outward-opening window and door designs that are available in three alternative








styles, making it an ideal choice for both contemporary and traditional properties.

Available with a huge variety of colours and finishes, and the option to specify a different colour inside and out, the ConceptSystem 77 is a truly versatile system that can complement almost any architectural style.

Product highlights

- Great, all-round performer for thermal, acoustic and weather-sealing performance
- Three design variants to suit traditional or more contemporary style properties
- Extensive range of colour options and finishes
- Double- and triple-glazed options
- Strong and durable, with low maintenance requirements
- Safe and secure with ‘Secured by Design’ accreditation and ‘PAS 24’ certification
- Can achieve Window Energy Rating band ‘B’
- Uw-value as low as 1.3W/m2K

DESIGN VARIANTS | WINDOWS: FUNCTIONAL | HIDDEN VENT | DOORS | FUNCTIONAL | PANEL

| Comfort | | Safety | |
|---|---|---|---|
|  | Air tightness: Windows: Class 4 (600Pa) Doors: Class 4 (600Pa) |  | Burglar resistance PAS 24 |
|  | Water tightness Windows: Class 9A (600Pa) Doors: Class 5A (200Pa) | Energy | |
|  | Wind load resistance Windows: Class C5 (2000Pa) Doors: Class C2 (800Pa) |  | Energy Rating Can achieve band ‘B’ (Windows) and band ‘C’ (Doors) |
|  | Acoustic performance $R_w(C;Ctr)$ Windows = 42(-2,-4) dB Doors = 42(-1,-4) dB |  | Thermal insulation Achieves U-values as low as 1.4 W/m2K (Windows) or 1.3W/m2K (Doors) |



Windows & Doors



A perfect balance
of style and
performance



Suits either
traditional or
contemporary style
properties



Comes with
'Secured by Design'
accreditation
and 'PAS 24'
certification

Scan for more
information



Architect: Mark Van Acker
Photographer: Debbie De Brauer



Windows



Perfect for
renovation projects



Industry-leading
thermal insulation



Outstanding
acoustic and
weather sealing
performance

Scan for more
information





PART OF THE HERITAGE COLLECTION

SlimLine 68

A well-rounded solution perfectly suited for renovation projects

The SlimLine 68 range of windows offers homeowners a well-rounded solution perfectly suited for renovation projects, retaining the original heritage features, whilst increasing weather resistance and insulation.

With sleek, clean lines, these beautifully designed windows can transform the

appearance of any home, adding value to the property whilst also making it warmer, brighter and more secure.

Perfectly complementing both contemporary and traditional styles of property, the SlimLine 68 window is both stylish and timeless by design.

Product highlights

- Industry-leading thermal insulation
- Ultra-slim sightlines
- High levels of comfort with excellent acoustic and weather sealing performance
- Wide choice of colour options and variants to suit a range of architectural styles
- Double- and triple-glazed options
- Easy-clean egress hinge option
- Strong and durable, with low maintenance
- Enhanced safety features, with 'Secured by Design' and 'PAS 24' certification
- Can achieve Window Energy Rating band 'A++'
- Uw-value as low as 1.1W/m2K

DESIGN VARIANTS | FUNCTIONAL | CLASSIC | FERRO (*ALL VARIANTS ARE AVAILABLE AS A FLUSH OPTION)

Comfort



Air tightness:
Class 4 (600Pa)



Water tightness
Class E1200 (1200Pa)



Wind load resistance
Class C5 (2000Pa)



Acoustic performance
Rw(C;Ctr) = 47 (-2;-7) dB

Safety



Burglar resistance
PAS 24

Energy



Window Energy Rating
Can achieve band 'A++'



Thermal insulation
Achieves U-values as low as 1.1W/m2k



PART OF THE HERITAGE COLLECTION

SlimLine 38

Timeless style.
Unrivalled capabilities.

The SlimLine 38 range is a highly insulated aluminium window and door system that combines ultimate comfort with minimalistic, classic design.

Suitable for both new builds and renovation projects, the system offers a timeless 'steel-look' that is both slender yet sturdy, maximising natural sunlight with its

ultra-slim sightlines. Combining superior insulation with durable materials and a sleek, modern design, the range offers the ideal balance of style and reliability for your home. Upgrading from steel-framed to slim aluminium windows can also significantly improve security, energy efficiency, weather resistance and noise reduction.

Product highlights

- Replicates 'steel-look' windows and doors, ideal for traditional home renovations, with a variety of styles
- High levels of comfort, with excellent acoustic and weather-sealing performance ratings
- Industry-leading maximum sizes offering improved flexibility in design
- Strong and durable, with low on-going maintenance requirements
- Double- and triple-glazed options
- Easy-clean egress hinge option
- Enhanced safety features, with 'Secured by Design accreditation' and 'PAS 24' certification
- Ultra Slim variant, in single or double door configurations, with inward and outward opening options
- Can achieve a Door Energy Rating band 'A++' (Double Leaf)
- Uw-value as low as 0.96W/m2K

DESIGN VARIANTS | WINDOWS | CLASSIC | CUBIC | FERRO | DOORS | CLASSIC | FERRO | FUNCTIONAL | ULTRA-SLIM

Comfort



Air tightness: Windows: Class 4 (600Pa)
Doors: Class 2 (300Pa)



Water tightness Windows: Class 9A (600Pa)
Doors: Class 5A (200Pa)



Wind load resistance Windows: Class C4 (1600Pa) Doors: Class C3 (1200Pa)



Acoustic performance Rw(C;Ctr)
Windows = 45(-1,-5) dB Doors = 45(-1,-5) dB

Safety



Burglar resistance
PAS 24 - Doors and Windows

Energy



Energy Rating Can achieve band 'A' (Windows), 'A+' (Single Leaf), and 'A++' (Double Leaf Doors)



Thermal insulation Achieves U-values as low as 0.96 W/m2K (Windows) or 1W/m2K (Doors)

Windows & Doors

Project: Villa Wolf
Photographer: Oliver Jaist



Strong acoustic and
weather-sealing
performance



Industry-leading
maximum sizes
offer maximum
flexibility in design



High-security
protection with
'Secured by Design'
accreditation
and 'PAS 24'
certification

Scan for more
information



The finishing touches...

Pick your colour

Your style deserves to shine through, even in the smallest of details. That is why we offer over 900 RAL colours in various finishes to create the perfect final touch for your aluminium glazing.

Combine your favourite colour with a metallic, anodised, matt, gloss, wood look or even a special low-maintenance and scratch-resistant structure finish.

With an inspired range, you can choose from the latest colour trends as well as the timeless classics.



Find your finish



Anodised

An anodised finish puts the aluminium in the spotlight, and gives it a different look depending on the time of day or the seasons. It also offers excellent protection against aggressive environments near the seaside, pools or city centres.

Wood

Our Wood Look coating layers combine the typical warm appearance of wooden frames with all the benefits of aluminium solutions.

Structure

Combine your favourite colour with clean aesthetics and user-friendliness. This coating brings more texture and is scratch-resistant, which makes it the ideal low-maintenance solution for adventurous children or playful pets.

And what if the colour of your interior doesn't quite match the outside?

Then we offer two colour profiles, coating the inside and outside in different colours, allowing you full flexibility. Just ask your Reynaers installer for **'Dual Colour'**.

Choose the right handles

Door pulls

A great first impression

- Premium quality, elegant design
- Modern alternative to traditional handle designs
- Available in all RAL colours including textured, and anodised



Touch

Timeless and versatile

- One stop shop for all entry door components
- Range of designs and finishes to choose from
- Possibility to combine with complementary products, such as finger print scanner



Contour

Modern safety

- Robust, durable and highly resistant to corrosion
- Easy to clean and resistant to cleaning products
- Combines safety components with a modern look
- Only available in Stainless steel



Horizon

Contemporary renovation

- Traditional and sleek design
- Perfect for renovation projects
- Available in all RAL colours including textured, and anodised

Fabricator: Verandaland Perfecta

Opening options

Detail below is an outline of our most common opening types. Further options are available.

| | | | |
|-------------------|--|-------------|--|
| ConceptPatio 130 | <div>2 Rail</div> <div></div> <div>3 Rail</div> <div></div> | | |
| MasterPatio | <div>2 Rail</div> <div></div> <div>3 Rail</div> <div></div> | | |
| HiFinity | <div>2 Rail</div> <div></div> <div>3 Rail</div> <div></div> <div>Manual only</div> <div></div> | | |
| ConceptFolding 68 | <div></div> <div>Other configurations of up to 8 leaves are possible</div> | | |
| ConceptSystem 77 | <div>Window openings</div> <div>Fixed</div> <div></div> <div>Inward</div> <div></div> <div>Outward</div> <div></div> <div>Door openings</div> <div>Inward and Outward available</div> <div></div> | | |
| SlimLine 68 | <div>Window openings</div> <div>Outward</div> <div></div> <div>Fixed</div> <div></div> <td>SlimLine 38</td> <td><div>Window openings</div><div>Inward</div><div></div><div>Outward</div><div></div><div>Other</div><div></div><div>Door openings</div><div>UltraSlim outward</div><div></div></td> | SlimLine 38 | <div>Window openings</div> <div>Inward</div> <div></div> <div>Outward</div> <div></div> <div>Other</div> <div></div> <div>Door openings</div> <div>UltraSlim outward</div> <div></div> |

Key

Windows

Outward Opening

- Projecting top hung
- Top hung
- Projecting side hung
- Side hung
- Side hung French casement

Inward Opening

- Bottom hung
- Tilt turn or Turn tilt
- Side hung
- Side hung French casement

Doors

Outward Opening

- Double leaf
- Single leaf

Inward Opening

- Double leaf
- Single leaf

Technical characteristics

| Technical / Characteristics | ConceptPatio 130 | MasterPatio | HiFinity | ConceptFolding 68 | ConceptSystem 77 | SlimLine 68 | SlimLine 38 |
|--|--|--|--|--|---|--|---|
| Category | Sliding Doors | Sliding Doors | Sliding Doors | Bifold Doors | Windows & Doors | Windows | Windows & Doors |
| Design Variants | Monorail Inside Glazed / Monorail Outside Glazed 2-rail / 3-rail L&S / Open Corner/ Slider | 2-rail / 3-rail Inside Glazed / Outside Glazed / Open Corner Lift & Slide / Inline Slider | 2-rail / 3-rail Open corner | Functional | Windows: Functional / Hidden Vent Doors: Functional / Panel | Functional / Classic / Ferro (*All variants are available as a flush option) | Windows: Classic / Cubic / Ferro Doors: Classic / Ferro / Functional / Ultra-Slim |
| Max. width of vent (mm) *As tested up to. Please refer to our website for more information about size limit tables | 2700mm | 3000mm | 3500mm | 1200mm | Windows: 1200mm Doors: 1400mm | 1300mm | Windows: 1200mm Doors: 1400mm |
| Max. height of vent (mm) *As tested up to. Please refer to our website for more information about size limit tables | 2700mm | 3600mm | 4000mm | 2426mm | Windows: 2800mm Doors: 3000mm | 1500mm | Windows: 2800mm Doors: 3000mm |
| Depth frame (mm) | Monorail - 130mm 2-rail - 130mm 3-rail - 210mm | Monorail - 180mm 2-rail - 180mm 3-rail - 283mm | 2-rail - 148mm 3-rail - 236mm 4-rail - 325mm | 68mm | Windows: 68mm Doors: 68mm | 78mm | Windows: 68mm Doors: 68mm |
| Width vent (mm) | 59mm | 77mm | 44mm | 68mm | Windows: 77mm Doors: 68mm | 68mm | Windows: 86mm Doors: 86mm |
| Width frame-vent (mm) | 139mm | 180mm | 148mm | 68mm | Windows: 77mm Doors: 68mm | 78mm | Windows: 99mm Doors: 109mm |
| Glazing thickness - Max. glass thickness (mm) | Vent - 43mm | Vent - 62mm | 54mm | Vent - 63mm | Windows: Vent - 63mm Frame - 52mm Doors: Vent - 52mm Frame - 52mm | Vent - 43mm Frame - 43mm | Windows: N/A Doors: N/A |
| Glazing method | Dry glazing Siliconized glazing Internal glazing External glazing Glazing bead Structural Glued Glazing | Dry glazing Siliconized glazing Internal glazing External glazing Glazing bead | Envelope glazing Structural Glued Glazing | Dry glazing Siliconized glazing Internal glazing Glazing bead | Windows & Doors: Dry glazing Siliconized glazing Internal glazing Glazing bead Windows only: External glazing | Dry glazing Internal glazing Glazing bead | Windows & Doors: Dry glazing Siliconized glazing Internal glazing Glazing bead |
| Frequently used handles | Touch 061.6366 | Touch 061.6366 | Handrail 062.7775 | Touch 061.6348 | Windows: Touch 060.6461 Doors: Touch 061.6348 | Handle - 160.8252 Handle - 160.8253 | Windows: Touch 060.6461 Doors: Touch 061.6348 |

ABOUT REYNAERS ALUMINIUM


“Our goal is to increase the value of buildings and to enhance the living and working environment of people worldwide.”

As part of the Reynaers Group, Reynaers Aluminium is a leading specialist in the development, distribution and commercialization of innovative and sustainable aluminium architectural solutions. These include a wide variety of window and door systems, curtain walls, sliding systems, and verandas. Besides the extensive range of standard solutions, we also develop customized solutions, tailored to the individual customer or project.

Based in Birmingham, Reynaers is ideally placed to support projects across the UK. Alongside its Knowledge Centre and warehouse, Reynaers' showroom provides a space for customers to explore products and receive hands-on training. Part of Reynaers Group (headquartered in Duffel, Belgium), the building envelope specialist is active in more than 70 countries and currently employs more than 2,600 people worldwide.

For more information: www.reynaers.co.uk

Partner details



Reynaers
Aluminium

111 Hollymoor Way, Northfield
Birmingham B31 5HE

T +44 (0) 121 421 1999
reynaersltd@reynaers.com

www.reynaers.co.uk

