



origin

THE
WINDOW COLLECTION

CASEMENT | PICTURE | BAY | FRENCH | GABLE | TILT AND TURN | BI-FOLDING | SLIDING

A PERSONAL INTRODUCTION

Welcome to Origin - a long-standing family business dedicated to the curation of exceptional Doors and Windows.

Our lineage lies in engineering, and for over 20-years, we've embodied the artistry and innovation of British manufacturing. Our focus has been on refining our craft, and creating a deep understanding of what truly matters to families and their homes.

We design and manufacture for those who expect more: homeowners with a discerning taste, a passion for detail, and a desire for products that offer lifestyle, security and performance value.

At Origin, we pride ourselves in everything having a meaningful design and purpose and upholding rigorous standards. Every product is precision-engineered in-house, with continuous improvement built into our ethos.

We hope you enjoy discovering our Windows - and that your installation brings lasting elation for years to come.



NEIL GINGER, CEO



VICTORIA BROCKLESBY, COO

CONTENTS

04

INVITING
LIGHT AND
ELEVATING
SPACES

06

THE
OW70



08

THE
OW80

10

STYLES



18

ELITE THERMAL
PERFORMANCE
FOR MODERN
LIVING

20

SECURITY
ENGINEERED
INTO EVERY
DETAIL

22

IMMERSE
YOURSELF IN
A WORLD OF
COLOUR

24

STATEMENT
HARDWARE



26

EXCELLENCE
AS A
BASELINE

28

EXCEPTIONAL
WINDOWS,
EXCEPTIONAL
MATERIALS



30

WINDOW
TYPES

34

TAILORED
ENGINEERING

36

CONFIGURATIONS

42

CRAFTED
THROUGH
PURPOSE AND
PRECISION



INVITING LIGHT AND ELEVATING SPACES

Windows aren't just functional openings - they are opportunities to frame every view with effortless elegance and enhance the way you interact with the outside world.

Regardless of the room in which it's situated, the Origin Window has been designed to make the most of your surroundings. With a selection of window types available - including bay, French and gable - each brings its own character to complement your style and property.

Precision engineered to maximise natural light and offer an industry-leading performance, it perfectly balances a refined aesthetic with everyday practicality, bringing you a window you can enjoy for years to come.

Window displayed: OW80 Gable and Picture
Colour shown: Anthracite Grey - 7016M

TWO SYSTEMS
ONE STANDARD OF EXCELLENCE



OW70

Designed for simplicity and minimal visual distraction.



OW80

Engineered to perform and offer maximum impact.

OW70 SLIMLINE

SLEEK, CONTEMPORARY, LIGHT ENHANCING

Epitomised by its minimalist design, the Slimline Window offers sightlines of just 65mm to help maximise glass and your views. Its clean aesthetic brings a disciplined beauty, and with full customisation possibilities, can be tailored to suit any architectural style.

Additional Features:

- Perfect for properties where an understated yet refined finish is a design priority
 - Available in casement, picture and bay designs
- Like all Origin products, it comes with a guarantee of up to 20-years



Window displayed: OW70 Casement
Colour shown: Light Grey - 7035M



OW80 PREMIUM

HIGH PERFORMING, VERSATILE, TIMELESS

With a completely unique internal and external flush casement, the Premium Window is guaranteed to make a strong design statement in your home.

On top of being able to be made in vast sizes, it also offers an industry-leading performance, achieving U-Values as low as 0.8 W/m²K when selecting Aerogel - the world's best thermal insulator.

Additional Features:

- Precision engineered for durability, longevity and performance
- Triple-weather seals and bespoke thermal breaks ensure year-round comfort
- Available in multiple options - casement, picture, bay, gable, French and tilt and turn



Limitless design possibilities.

Window displayed: OW70 Picture
Colour shown: Anthracite Grey - 7016M
Origin OS29 Sliding Door also shown



Every Origin Window is made to measure and fully bespoke to your home. We understand that the breadth of choice can often feel overwhelming, so we've curated three distinct style identities to help kickstart your design journey.

These have been shaped by individual architectural influences and therefore show the versatility of options available.

Because no two homes or tastes are the same, these aesthetics aren't set in stone. You can therefore choose a style exclusively, or elements from each can be mixed, matched and blended to create a look that feels authentically yours.

SOHO *Style*

Bold, industrial and striking, the Soho style brings an unmistakable presence to a home. Prominent glazing bars and strong linear detailing channel the iconic steel-style aesthetic, and these add depth and architectural drama to any property.






Window displayed: OW70 Casement and Picture
Colour shown: Jet Black - 9005M
Origin OB36+ French Door also shown



Window displayed: OW80 Casement, Gable and Picture
Colour shown: Anthracite Grey - 7016M


GALLERY *Style*

The Gallery aesthetic is minimalist, elegant and beautifully restrained. Defined by generous glazing, slim sightlines and understated hardware, this style creates bright, open interiors that celebrate natural light and refined simplicity.



GEORGIAN *Style*

Elegant and full of character, Georgian offers a heritage charm with artisanal detailing. Classic grid patterns and proportioned lines introduce a sense of tradition while maintaining the modern performance and precision Origin is known for.





Window displayed: OW70 Casement and Picture
Colour shown: Jet Black - 9005M

ELITE THERMAL

PERFORMANCE FOR MODERN LIVING

Optimising energy efficiency is a key design priority for our in-house R and D team.

Our aluminium windows utilise sophisticated thermal breaks and advanced weatherproof seals to ensure homes remain warm in the winter and cool in the summer - helping reduce energy consumption whilst maximising comfort.

For ultimate performance, the Premium Window can be upgraded to include the space-age technology - Aerogel. This enhancement can help the window achieve a U-Value as low as 0.8 W/m²K, placing it amongst the highest performing aluminium windows available.

To view our latest U-Values, please scan the QR code.





Window displayed: OW80 Casement and Gable
Colour shown: Cement Grey - 7033M
Origin OB72 Bi-fold and French Doors also shown



Security engineered
into every detail.



Safety isn't an add on - it's fundamental in every Origin design.

Both the Slimline and Premium Windows incorporate robust bespoke multi-point locking systems and have been engineered to exceed the stringent PAS 24 security standards. Many configurations also meet the official police preferred accreditation - Secured by Design.

In addition to high-security locks, both systems include ultra-strong aluminium profiles, impenetrable crimped frames, hinge guards to prevent jemmying, optional restrictor hooks and night vents. These features all contribute towards keeping your family safe.


IMMERSE YOURSELF IN A
WORLD OF COLOUR

Windows make up a large percentage of the front and rear elevation of your home, and at Origin, we give you the perfect opportunity to showcase your style and personality. Our Windows are available in over 150 RAL colours, as well as dual-coloured and textured finishes, and this allows you to create your unique design statement.

From there, it's not just about choice - it's about quality.

In 2022, we invested in our own purpose built powder coating facility in Bicester. This enabled us to re-write the rules for powder-coating and set our own standards.

For example - the industry norm of pre-treatment cleaning is between 5 and 7 stages. However, we identified there was room for improvement, so in our facility, our profile goes through 10-stages of cleaning. This ensures the surface is perfectly primed before coating, resulting in a finish that is beautifully smooth, consistently applied and built to last.



The result is more than
a colour - it's a *flawless*,
durable finish.



HARDWARE

AS BEAUTIFUL AS IT IS FUNCTIONAL

As the perfect finishing touch to an already beautifully designed window system, every handle in the collection has been curated for comfort, longevity and a smooth, reassuring operation - ensuring every interaction feels seamless.

Whether you're seeking to create a heritage-inspired look, or are after something more refined and modern, we have a suite of handles that can cater to your requirements.



INLINE

Exclusive to OW70

Anthracite¹, Brushed, Chrome, Gold, Satin Grey, Silver



OFFSET

Brushed, Chrome, Gold, Satin Grey, Colour-coded¹



PEAR DROP

Exclusive to OW70

Hammered Pewter¹, Matt Black




ROUNDED

Exclusive to Tilt and Turn

Anthracite, Black Gloss, Brushed, Chrome, Gold, Satin¹, White

¹ Colour shown | To view the full Origin handle offering, visit origin-global.com.





EXCELLENCE

AS A BASELINE

Quality doesn't stop or start on the line - it's embedded into every process and operation. By designing, sourcing, coating and manufacturing everything in our Buckinghamshire and Oxfordshire facilities, we maintain total control of production, and this ensures that each window meets our exacting standards.

Our commitment to excellence is recognised through the awarding of multiple ISO accreditations. This reflects our focus on quality management, sustainability and high levels of craftsmanship.

Because of this holistic approach, we have complete confidence in the long term performance of every Origin Window. That's why we back our products with an industry-leading guarantee of up to 20-years on parts¹ - and this is a testament to the care, core values and expertise that underpins our approach.

¹ Visit origin-global.com for full Terms and Conditions.

EXCEPTIONAL WINDOWS

START WITH EXCEPTIONAL MATERIALS

Aluminium - a material known for its unique blend of strength, durability and refined aesthetics - is used to make every Origin Window.

Taking this one step further, the aluminium used across all our products is only of the highest grade. This allows us to create striking, elegant window designs that support generous sizes without compromising on security or thermal performance.

Regardless of the scale or configuration, Origin Windows have been engineered to maintain their alignment and will therefore continue to offer a seamless long term operation.

Additionally, due to the level of expert craftsmanship, both systems have minimal maintenance requirements, with occasional cleaning and routine care needed to ensure that they perform at their best.¹

It's not only what our frames are made of; it's also how we finish them. Each window is powder-coated in-house to offer a visually flawless surface that resists fading, weathering and everyday wear.

The result is something that not only looks beautiful, but also performs exceptionally for years to come.

¹ More routine maintenance will be required in certain areas. Visit origin-global.com for full Terms and Conditions.



Window displayed: OW70 Bay and Casement
Colour shown: Anthracite Grey - 7016M

WINDOW TYPES

Origin Windows are available in a number of designs.




The most well-known window type of them all, available as left, right or top-hung openers.



Without any moving or mechanical parts, you can frame every view with elegance.



Proud and projecting by nature, the bay window adds an extra dimension to your room.



Featuring a moving mullion, this window type offers a completely unobstructed view of the outside world.



Window displayed: OW80 Casement and Picture
Colour shown: Anthracite Grey - 7016M



Window displayed: OB72 Bi-folding Window
Colour shown: Anthracite Grey - 7016M



Gable

Whether used in shallow roof pitches or grand designs, the gable window can make the ultimate impact.



Tilt and Turn

Move the handle vertically to tilt, or horizontally to open fully, this window offers complete flexibility.



Sliding

Engage with the outside world in a new way with the sliding window. A simple push is all it takes.

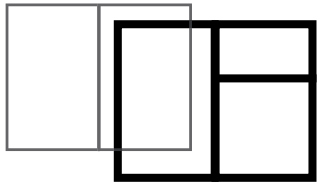


Bi-fold

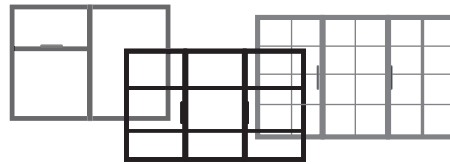
With the ability to stack sashes out of the way, bi-folding windows leave your space uninterrupted.

TAILORED ENGINEERING AND NEXT STEPS

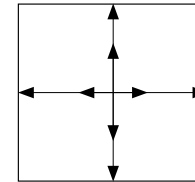
All Origin Windows are made completely bespoke to your requirements. Here, we cover the key elements of personalisation.



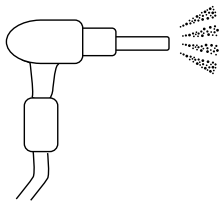
1. Choose your system - OW70 Slimline or OW80 Premium.



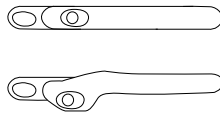
2. Choose your design inspiration - Soho, Gallery or Georgian.



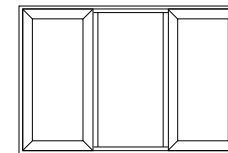
3. Choose your overall size.



4. Choose your colour - over 150 RAL shades are available, as well as textured and dual-coloured options.



5. Choose your preferred handles and hardware.



6. Choose your configuration - see page 36 for inspiration.



Window displayed: OW80 Casement, Gable and Picture
Colour shown: Anthracite Grey - 7016M

7.

Choose your Origin Partner at origin-global.com.

Wherever you are in your renovation journey, our independent Installation Partners are here to guide, support, enhance and refine your vision. They will talk through all of the options available, and if instructed by you, they will be undertaking your installation.

Whilst our Partners remain independent companies from Origin, they have been offered training to ensure you receive the highest quality product that's backed with a reliable and helpful service, ensuring your project is stress-free.

Manufactured by Origin.
Installed by your Partner.
Enjoyed by you.



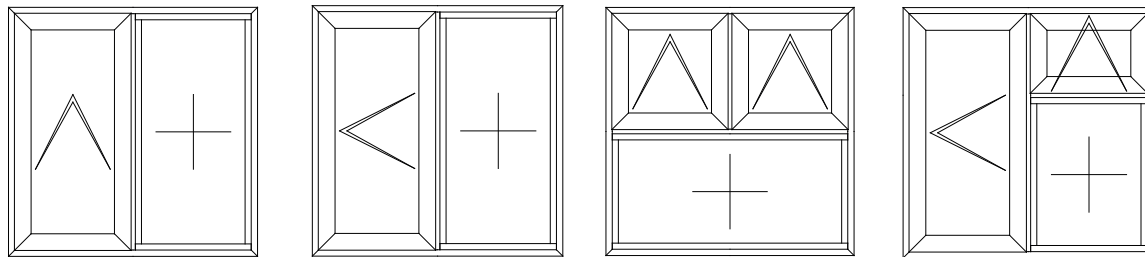
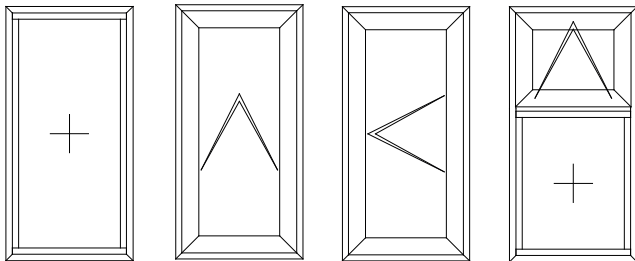


Window displayed: OW80 Casement
Colour shown: Anthracite Grey - 7016M

CONFIGURATIONS

Within the overall aperture of a window, it can be made up of various sashes. These can be a combination of left, right or top-hung openers and fixed frames. Here are some examples of our most popular configurations, but because Origin Windows are completely bespoke, you can design your own in line with your requirements and space.

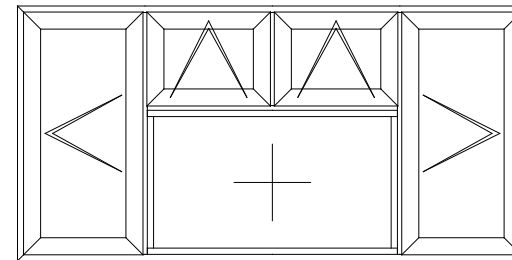
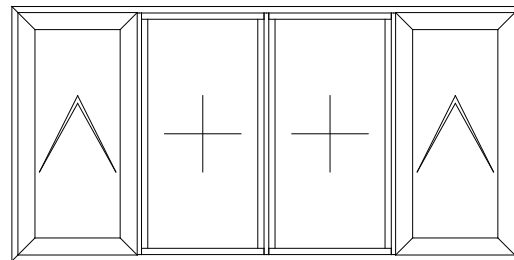
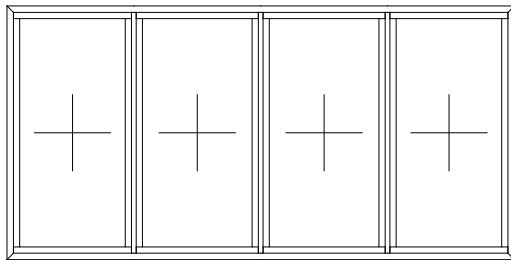
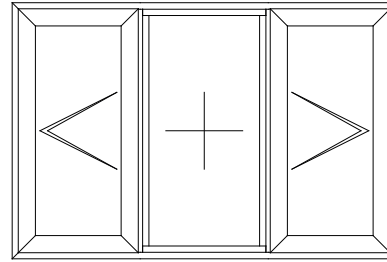
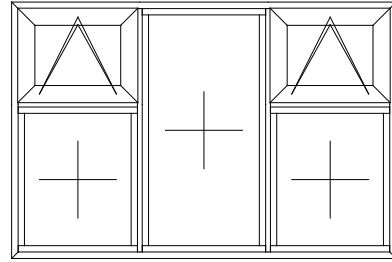
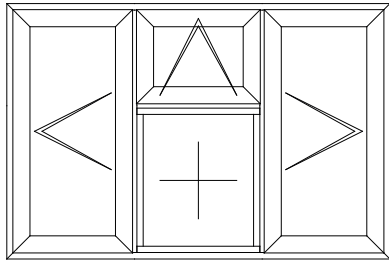
Casement



Key

⊕ Fixed Frame or Dummy Sash ▲ Top Hung < Left Hung > Right Hung

Casement



Key

⊕ Fixed Frame or Dummy Sash ▲ Top Hung < Left Hung > Right Hung

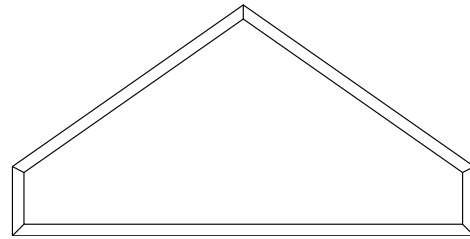
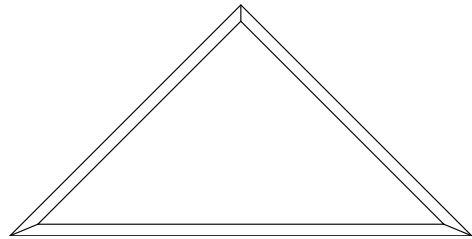
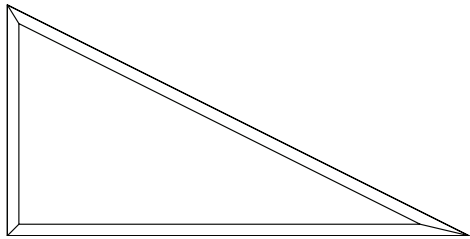


Window displayed: OW80 Gable and Picture
Colour shown: Slate Grey - 7015M

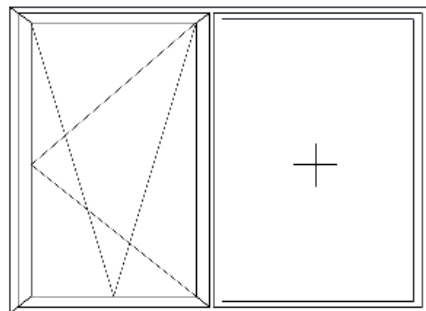
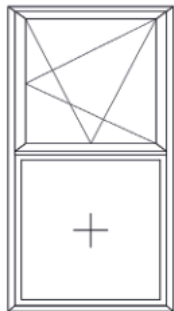
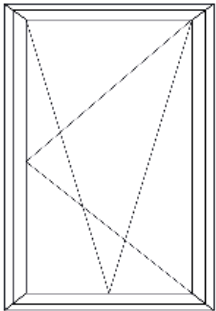


Window displayed: OW80 Gable
Colour shown: Jet Black - 9005M
Origin OB36+ Corner Bi-fold Door also shown

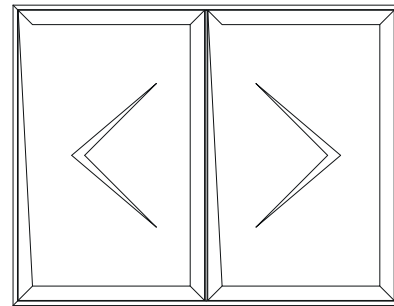
Gable



Tilt and Turn



French





CRAFTED THROUGH
PURPOSE AND PRECISION

From the very beginning, Origin was founded on a simple mindset: there is always a better way to build. It was a principle established in 2002 by cousins, Neil Ginger and Victoria Brocklesby, and it continues to guide us in how we design, manufacture and operate to this day.




What started as a small family business that was committed to creating the best aluminium bi-folding doors has evolved into a leading British manufacturer - recognised for its innovation, craftsmanship and engineering expertise.

Throughout the journey, Neil and Victoria have remained closely involved - championing continuous improvement and ensuring our products uphold the standards that define the Origin name.

Every Origin product is designed and crafted in-house, and this ensures we can continue to engineer beauty in every detail. With quality under our exclusive control, it allows us to deliver products with the same uncompromising care, precision and pride with which they are designed.

That is the Origin difference: thoughtfully engineered, impeccably produced, and built to enhance homes for decades.

WITH ORIGIN, ALL OF OUR PRODUCTS ARE EXCLUSIVELY:



...IN THE UK, BY US.

Leading through
innovation, never imitation.

EXPLORE OUR OTHER DOORS AND WINDOWS

BI-FOLD DOORS | SLIDING DOORS | FRONT DOORS
INTERNAL DOORS | WINDOWS



origin | Engineering beauty in *every* detail.

ORIGIN-GLOBAL.COM

18.6.19